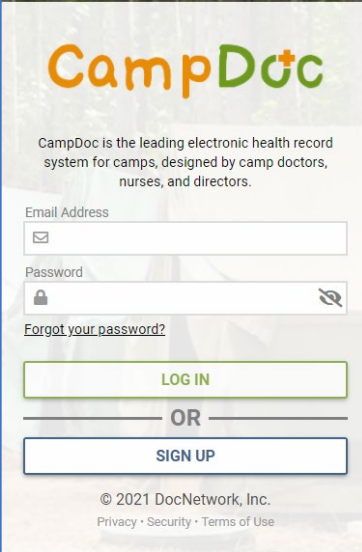


Camp Noah Registration How-to for Families

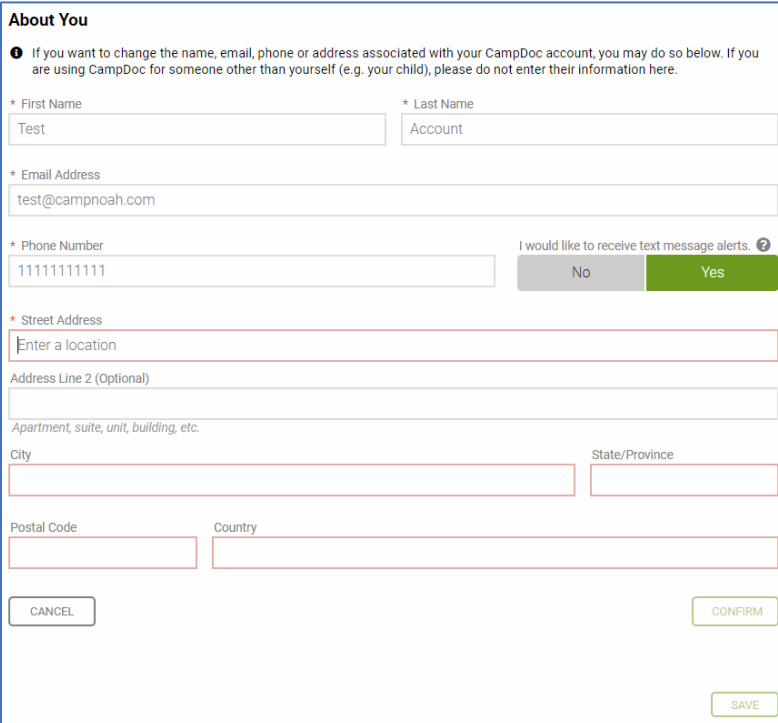
Please use the following **3-step process** to sign-up your child(ren) for Camp Noah!

Step 1: Set up an account in Camp Doc.

- A. Go to app.campdoc.com/register/campnoah in an updated Chrome, Firefox, Safari, or Microsoft Edge browser.
- B. Click the **SIGN UP** button
 - If you already have a Camp Doc account, simply **LOG IN** using your *login* and *password* and proceed to Step 2
- C. Type your *email address* and the *password* that you want to use on the following screen, then click the **CONTINUE** button.
- D. The “About You” page will appear:



The screenshot shows the CampDoc login and registration interface. At the top, the CampDoc logo is displayed. Below it, a brief description states: "CampDoc is the leading electronic health record system for camps, designed by camp doctors, nurses, and directors." The form includes fields for "Email Address" and "Password", with a "Forgot your password?" link. There are two buttons: a green "LOG IN" button and a blue "SIGN UP" button, separated by an "OR" label. At the bottom, the copyright notice "© 2021 DocNetwork, Inc." and links for "Privacy", "Security", and "Terms of Use" are visible.



The screenshot shows the "About You" registration page. It features a heading "About You" and a note: "If you want to change the name, email, phone or address associated with your CampDoc account, you may do so below. If you are using CampDoc for someone other than yourself (e.g. your child), please do not enter their information here." The form contains several fields: "First Name" (with "Test" entered), "Last Name" (with "Account" entered), "Email Address" (with "test@campnoah.com" entered), "Phone Number" (with "1111111111" entered), and a checkbox for "I would like to receive text message alerts." with "Yes" selected. There are also fields for "Street Address" (with "Enter a location" placeholder), "Address Line 2 (Optional)", "City", "State/Province", "Postal Code", and "Country". At the bottom, there are "CANCEL", "CONFIRM", and "SAVE" buttons.

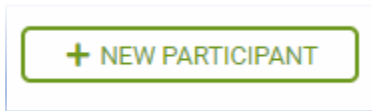
- E. As a parent or guardian, add *your* name, phone number, and mailing address.
- F. *Camp Noah may activate text message alerts so that we can quickly update you in case of emergencies or other urgent news.* If activated, please indicate if you would like to receive text message alerts (yes or no)
- G. Click the CONFIRM button, and then click the SAVE button.

Camp Noah Registration How-to for Families

Step 2: Register your child for a Camp Noah session.

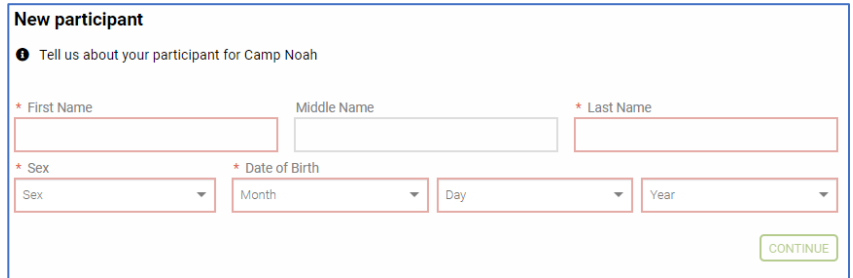
A. For each child you are sending to Camp Noah (K-5th grade), you'll need to add him/her to the account as a "participant":

a. In the left column, click the + **NEW PARTICIPANT** button.



b. Add the participant's name, gender, and birth date.

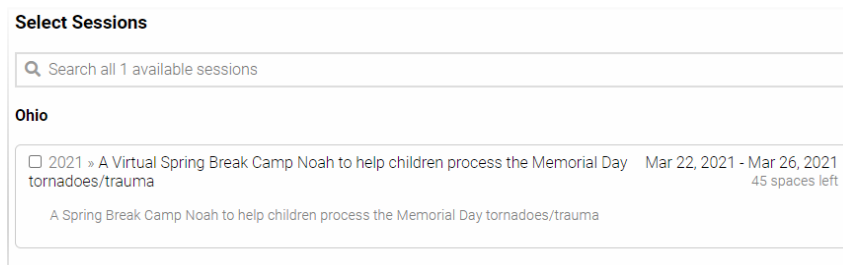
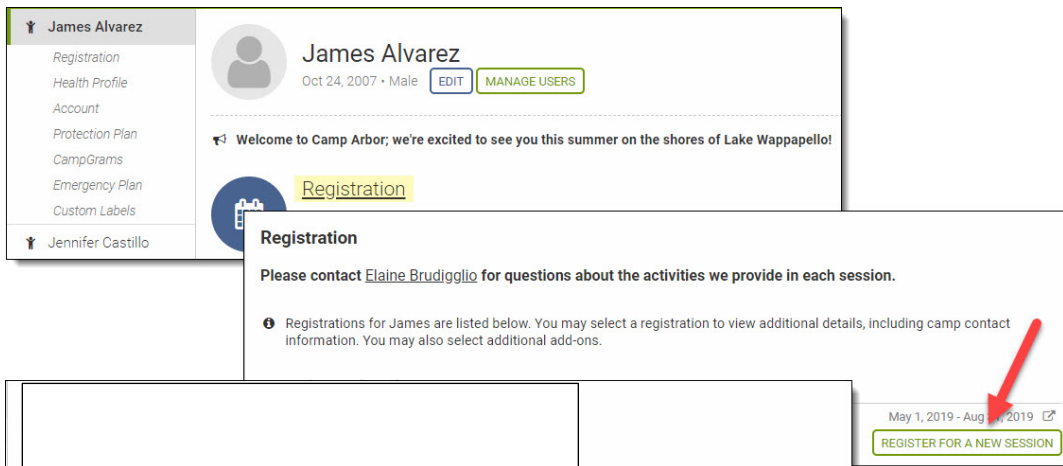
c. Click the **CONTINUE** button.



B. In your child's participant profile, click **Registration**.

C. Click the **REGISTER FOR A NEW SESSION** button.

D. Check the box to select the Camp Noah session for which you want to register; pay close attention to the listed date and location. Then click the **CONTINUE** button.



Camp Noah Registration How-to for Families

- E. On the following “confirmation” page, you will notice that the “tuition” is \$0 because Camp Noah is offered FREE to your family! Simply click the green **REGISTER** button on the lower-right to complete this step.

Confirmation	
Transactions	
ITEM	AMOUNT
TUITION 2021 » A Virtual Spring Break Camp Noah to help children process the	\$0.00
Total: \$0.00	
Due now: \$0.00	

- A. **NOTE: Completing this step reserves your child’s spot in this camp, but we still need you to complete Step 3 – the Health Profile at least 1 week prior to camp to provide the local team essential logistical and safety information in order for your child to participate. This should only take 2 minutes per child.** If you are signing up multiple children to attend this camp, repeat Steps 2 and 3 for each child.

The screenshot displays the 'Health Profile' section for 'Example Child' (born Apr 3, 2015). The page includes a welcome message, tips for getting started, and a list of profile categories: General Information, Emergency Contact, Diet & Activity, and Authorization. A 'DATES' section shows 'Due: March 15, 2021' and 'Lockout: March 19, 2021'. A 'CONTACT' section lists 'your Local Camp Noah Team' with phone number 937-426-1441 and email pastorcarey@peacebeavercreek.org. A 'PRINT' button is visible in the bottom right.

A modal window is overlaid on the page, displaying the message: 'Successfully Registered Example for Camp Noah'. Below the message, it says 'Click below to tell your friends and followers.' and provides social media sharing options for Facebook and Twitter. A green 'Close' button is at the bottom of the modal.

Step 3: Complete the Health Profile.

- B. Immediately after registering your child for Camp Noah, click the green **CONTINUE** button on the lower-right corner of your screen (or if postponing this step, log in to your CampDoc account when you are ready).
- C. Click the name of the child/participant you want to work on. Then click **Health Profile**.

Camp Noah Registration How-to for Families

Beavercreek Test
Elizabeth Clausen
Example Child
Halley Bailey
Oliver Glynn
Registration
Health Profile
Account
Ray Fake
Test Profile
[+ NEW PARTICIPANT](#)

Oliver Glynn
Jan 7, 2015 - Male [EDIT](#) [MANAGE USERS](#)

Registration
Review the current registration information for Oliver , or [register](#) for additional groups.

Health Profile
The Health Profile is not available at this time since Oliver doesn't have any current or upcoming registrations. If a previous Health Profile has been completed, it will become available for viewing upon registering for a new session.

Account
View the account history for Oliver.

- D. In the right column, click the first step of the Health Profile.
- E. Complete any fields in the step that are outlined in **RED**.
- F. On the lower-right side of the page, click the **NEXT STEP** button.
- G. Repeat items C-E until all of the sections are complete. An incomplete section is represented by a **red dot**, and a complete step is represented by a **green check mark**.

Health Profile Complete

The health profile for Example Child is now complete, and has been submitted to Camp Noah!
Please note, Camp Noah may contact you if they have any questions about the information you provided.
You may return to your CampDoc account before March 19, 2021 to update any health information that may change for Example.

[OK](#)

Oliver Glynn
Jan 7, 2015

General Information
 Emergency Contact
 Diet & Activity
 Authorization

DATES
Due: March 15, 2021
Lockout: March 19, 2021

CONTACT
your Local Camp Noah Team
937-426-1441
pastorcarey@peacebeavercreek.o

[PRINT](#)

- H. When each child's Health Profile is complete, you are all set! Please just watch for any emails from your local Camp Noah team for follow-up questions or event updates.

Feel free to contact your local Camp Noah Site Coordinator or our national office (campnoah@lssmn.org) with questions or issues.